



APPROVED

European  
Coffee Brewing  
Centre

ESPRESSO

# ESPRESSO



**BRAVILOR  
BONAMAT**

Brewing  
your coffee  
SINCE 1948

# Welcome your guests

WITH AN AUTHENTIC ESPRESSO  
AT THE PUSH OF A BUTTON

**Coffee lovers alike know a true espresso when they see, smell and taste one. The all-new Esprecious serves just that, time and time again. At the simple push of a button. Offering a truly one-of-a-kind coffee experience in every business environment.**

Today's customer expects convenience, consistency, reliability and superior in-cup quality from a fully automatic coffee machine. Regardless if it is a workplace, coffee shop, hotel or restaurant. The Esprecious is skillfully crafted to fulfill your customers needs perfectly. With features that make for easy installation and daily operation, personalization of the machine and the ability to match individual taste preferences.

Whether you are starting a conversation with a client or just catching up with a dear friend, the all new Esprecious elevates the moment to an exceptional coffee experience.



# The Esprecious offers superior coffee quality and consistency

## TIME AND TIME AGAIN

Reliability, convenience and consistent in-cup quality are essential in today's coffee business. The all-new Esprecious is the high performance answer to these modern challenges. Meeting customer expectations with ease due to its innovative features.

### Quick and easy installation

SmartBrew assists you while programming your recipes

### Anyone can be a barista

SmartBarista refines any recipe to your taste

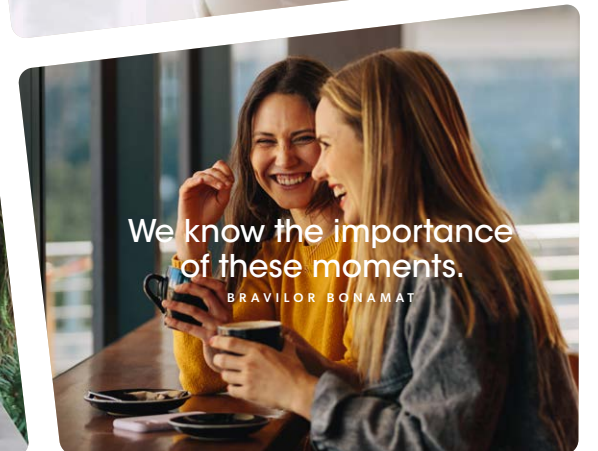
### Relentless consistency

The Bravilor Bonamat grinder ensures a stable yield per grind



## Whatever your clientele

Customers expect a convenient and above all, an outstanding coffee experience. You can rely on the all new Esprecious to serve even the most demanding customer a perfect coffee specialty. To either start their day, savor a special moment or close that high potential deal at work.





ESPRECIOUS

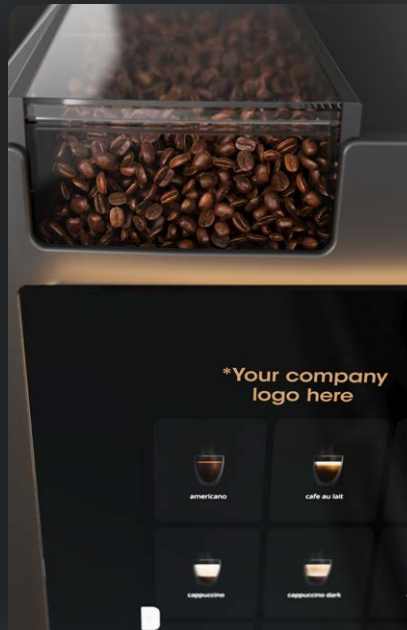
# Features & Benefits

## 12" Touchscreen



The large touchscreen offers an extended selection of beverages. And with its intuitive, user-friendly interface, (self) serving has never been quicker and easier.

## Personalization



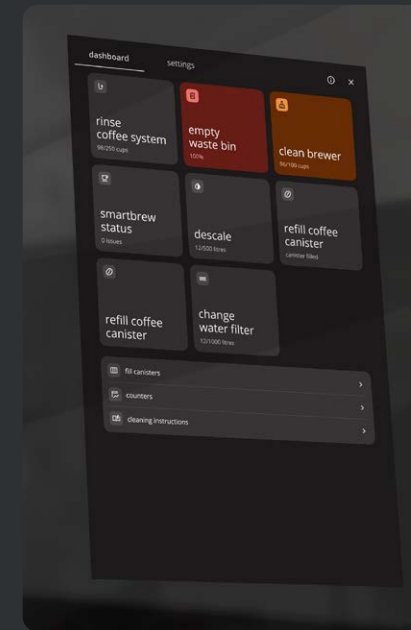
Express your brand and make your machine truly yours. Implement your branding, whether it is a branded wallpaper, your brand colors or your company logo. The Espresso will fit right in your office.

## Infotainment




Interact with your customers or staff by displaying advertisements or corporate videos while idle or dispensing.

## Daily maintenance




Anticipate on mandatory maintenance, as the Espresso gives you feedback ahead of time, on time, without disturbing or interrupting the coffee consumer. All in order to keep your Espresso running smoothly, delivering an excellent coffee experience and maintaining the coffee quality you deserve.

## Bravilor Bonamat Grinder

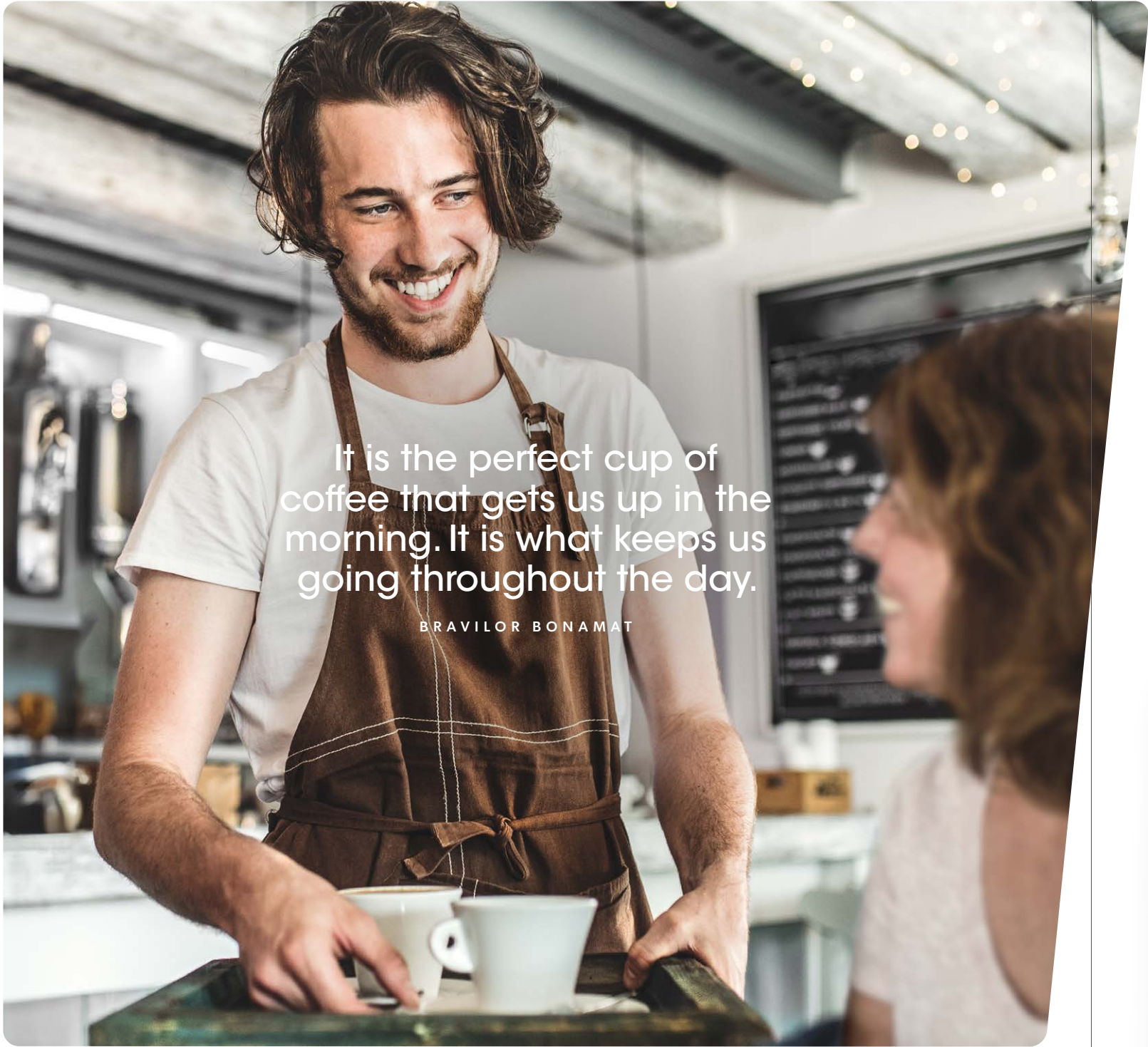


The Espresso is fitted with the all new Bravilor Bonamat grinder. This patented grinder is extremely silent and fast with low heat input. The blasted steel grinder discs ensure the grind of the very first kilograms of coffee is just as constant as the next. While the renewed grinder outlet allows for an improved flow of coffee ground into the brew chamber.

## Horizontal Brewer



The unique Bravilor Bonamat horizontal brewer is renowned for its authentic espresso extraction. Making sure every cup of coffee offers your customer the best experience with aroma and taste of the highest quality. It is perfected to optimize coffee ground distribution in the brew chamber to to get the best extraction from your bean.



It is the perfect cup of coffee that gets us up in the morning. It is what keeps us going throughout the day.

BRAVILOR BONAMAT

## SMARTBREW

### Anyone can be a barista


There is no need to have extensive knowledge on beans and grinds. Simply set your preferred volume, coffee dose and extraction time, and the Esprecious does the magic for you and finds the sweet spot. And to maintain the coffee quality, the Esprecious analyzes and perfects your SmartBrew beverages in SmartBrew status. In expert mode, there are no limitations to your creativity. Unleash its full potential and create unique recipes and flavors that reflect your business.



## SMARTBARISTA

### Optimize your coffee

Need subtle tweaks to your beverage. But you don't know exactly where to start. Give feedback to your Esprecious using SmartBarista and it will tweak it for you, helping you create your perfect cup of coffee.





ESPRECIOUS FRESHMILK

# Milk foam as light as air

Offer your customers the perfect cappuccino or latte macchiato by choosing an Esprecious L with FreshMilk. The whipping process of fresh cold milk, steam and air creates milk foam of superb quality.

## Hygiene

The automatic rinsing programma of the FreshMilk ensures that the tubes and frother are cleaned frequently.



## 7 litre container

The FreshMilk holds 6 one-litre cartons of milk. When demand is high you can opt for the milk container with a capacity of 7 litres.



# ESPRECIOUS Accessories



## Extension set

Increase the capacity of your Esprecious with with 1kg to a total of 2.4kg with this extension set. Available as single bean canister or divided bean canister.



## WHK

Preheat your cups and mugs with the WHK unit. This compact unit holds approximately 120 cups divided over 3 layers.



## Waste chute

Extend the coffee residue capacity of your Esprecious by placing this waste chute in the machine.



## MDB service set

Extension to enable payment or connectivity solutions to your Esprecious.



## Cabinet






Place your Esprecious as a stand-alone unit using this cabinet with space for additional capacity.





# Esprecious configurations




# Bean canisters
Volume bean canisters
# Grinders
# Instant canisters
Volume instant canisters
Fresh milk compatible

				
Esprecious 11	Esprecious 12	Esprecious 22	Esprecious 11L	Esprecious 21L
1	1	2	1	2
1 x 1,4 kg	1 x 1,4 kg	2 x 0,7 kg	1 x 1,4 kg	2 x 0,7 kg
1	1	2	1	2
1	2	2	1	1
1 x 3,2 L	2 x 1,3 L	2 x 1,3 L	1 x 3,2 L	1 x 3,2 L
○	○	○	●	●
○ = feature is <b>not</b> available    ● = feature is available				

# Quality and Innovation



## Technical specifications Esprecious

	Recommended daily consumptions	120
	Recommended number of users	20 – 40
	Max. number of beverages	36
	Dispense height coffee	60 – 130 mm
	Dispense height hot water	135 mm
	Waste bin volume	80 pucks
	Approvals	CE, ECBC
	Rated power Esprecious	230V~ 50/60Hz 2250W
	Rated power Esprecious with FreshMilk	230V~ 50/60Hz 2300W
	Esprecious (W x D x H)	352 x 568 x 660 mm
	Esprecious with FreshMilk (W x D x H)	600 x 568 x 660 mm





# Brewing your coffee

S I N C E 1 9 4 8

**bravilor.com**

**Bravilor Bonamat BV**  
Pascalstraat 20  
1704 RD Heerhugowaard  
The Netherlands

 **BRAVILOR  
BONAMAT**